



Welcome to Class 1 EYFS Hedgehogs!






Welcome back; to our final half term of this academic year. We hope you have all had time to relax and see family and friends. Our topic is set to excite and engage as the children learn more about our wonderful world as they become mini explorers.

Class 1 Weekly Summer 2 Timetable

What will you need?

- A labelled water bottle
- PE kits - in school for both EYFS and Year 1. In readiness for KS1 the children in Early Years will now change in school.
- Sun hat /Sun cream (All day cream to be placed on your child before school)
- Wellington Boots
- My Weekend - Monday
- Library Book and Bag - Monday

Important Dates

- Sports Week 22nd June
- Whole School Transition 1st July
- Summer Fair 3rd July
- Elvington's Got Talent 13th July
- Beach Trip 14th July
- Trophy Presentation 19th July

Any additional event dates or changes we will make you aware of via the weekly newsletter or email.

		9:00-10:15 Session 1	10:15-10:45 Session 2	10:45-12:00 Session 2	12:00-1:00 Lunchtime	1:00-1:15 Session 3	1:15-1:30 Session 4	2:20-2:35	2:35-3:15
M	Phonics	Maths	Collective assembly	Literacy	Lunchtime	General Reading	KSI and EYFS Handwriting	Music	Playtime
T	Phonics	FE	Collective assembly	Literacy		General Reading	Maths	Playtime	PE - Mr Buttery
W	Phonics	Literacy	Collective assembly	Literacy		EDLC	EYFS - The Word Yr1 - Science Mrs Marjoram	Playtime	PE Mr Buttery
Th	Phonics	Maths	Playtime	Maths		General Reading	EYFS - People & Communities Yr1 - RE	Playtime	Collective assembly
F	Phonics	Y1 Summer EYFS Reading	Yr1 Computing Group 1	Yr1 History/Geography		Yr1 Computing Group 2	Yr1 - Art/DT	EYFS Expressive Arts & Design	Playtime



How can you help at home?



- Reading-** Please encourage your child to decode and then blend simple words. Reading should be for no longer than 5 minutes, each evening and at this stage a few pages. After reading with your child, please record this in your child's planner. This could just be a well done and the page number. On the inner cover of each Little Wandle Book, you will also find some related activities to do with your child at home.
- Phonics-** A phonics task will continue to be given once a week linking to the sounds/words we are focusing on in class. Phonics homework and the flashcard pack will be given out each Friday and should be returned the following Thursday.
- Homework -** This half term, there will be a grid of tasks linking to our topic theme "Mini Explorers of the World" and coverage of a range of curricular areas. Each week, your child should try to do one task from the grid and return it to school by the following Thursday. **Compulsory activities are highlighted in purple and should be handed in on the date specified. This work can also be submitted through our online Tapestry system.**
- Numbots-** Please encourage your child to go on Numbots and enjoy learning all about numbers. Passwords can be found in your child's planner.





Topic: Mini Explorers of the World!



Communication, Language & Literacy





Description - Animal Art

Recount - Adventure Weekend

Story - Emler

Instructions - Spider Sandwiches

Story - The Tiger Who Came to Tea



Physical Development

Games & Athletics




Understanding the World




People, Culture and Communities - Special Places

The Natural World - Seasonal weather and safety, shadows and floating and sinking.



Personal, Social & Emotional Development



Self Confidence and Self-Awareness

Expressive Arts & Design

Creating with Materials & Being Imaginative and Expressive - Collage jungle animals, Weaving fish, Designing and make moving animals, Charanga Music - Big Bear Funk!



RE



What places are special and why?

Super Start- Animal Art

Fabulous Finish- Animal Adventures

12345 Mathematics

Number - Numbers stories - recognising numbers, counting, subitizing, estimation, more, less, adding, taking away, sharing, doubling, time and money.

We will look at Number 9 and Number 10.