







Class 3 Homework Summer Term (1st half) Topic: Revolutionary Romans

Weekly activities: Spelling activities, independent reading (10-15 minutes each night recorded in home/school record), multiplication and division facts:

x2, x5, x10, x3, x4, x8 for Year 3 and all facts up to 12x12 for Year 4, and maths activity.

| | | |
|--|--|--|
| <p><u>RE</u></p> <p><u>Roman Gods vs Christian Beliefs</u></p>  <p>Explore the difference between Roman religion (many gods) and early Christianity (one God). Draw 2 columns (Roman gods/Christianity) Include gods like Jupiter and Mars. Write 2-3 simple differences.</p> <p>To be completed by Thursday 30th April</p> | <p><u>Watch a bird</u></p>  <p>You don't need to go anywhere special to start birdwatching as there are birds everywhere. You could try looking somewhere easy and close to your home first and then move on to other places if you want to see different birds. Top tips include sitting still, be as quiet as you can and using binoculars if you have any. Make a note/draw a picture of what you have seen. (Taken from <i>50 things to do before you're 11³/₄</i> from the National Trust).</p> | <p><u>Writing</u></p> <p>Create a fact file about a Roman soldier. Think about what they wore/weapons/daily life.</p>  <p>To be completed by Thursday 7th May</p> |
| <p><u>Maths</u></p> <p><u>My Maths</u></p> <p>Two new activities have been set. School log in: <u>Username-elvington</u> <u>Password-elvington</u></p> <p>To be completed by Thursday 23rd April</p> | <p><u>Family Activity</u></p>  <p>Enjoy a Roman feast! As a family, research what Romans ate and create a simple "Roman-style" meal (e.g. bread, grapes, cheese, olives). Can you write a short menu or review of the meal?</p> | <p><u>Topic</u></p> <p><u>What did the Romans do for us?</u></p> <p>Draw 4 things the Romans gave us. Write a sentence for each picture.</p>  <p>To be completed by Thursday 14th May</p> |
| <p><u>Physical Activity</u></p> <p><u>Gladiator Agility Course (with adult permission/help)</u></p> <p>Based on gladiators from the Colosseum! Set up an obstacle course. You could jump over cones/cushions, crawl under chairs, balance along a line... have fun!</p> | <p><u>Just for fun</u></p> <p>Create a model of a Roman structure (ideas include a Roman Villa, the Colosseum or a Roman aqueduct) Use whatever materials you like and bring the original (or a photo of it) into school to show us all.</p> | <p><u>Art</u></p> <p><u>Natural art.</u></p>  <p>Can you use natural resources to build a mini-Roman road? Can you explain why Roman roads were important?</p> |