

# FAMILY PHONICS WORKSHOP

TUESDAY 19<sup>TH</sup> SEPTEMBER



# AIMS FOR THE SESSION

- ❖ Progression of phonics from EYFS to Year 1 linked to the Little Wandle Scheme
- ❖ Phonics screening assessment at the end of Year 1
- ❖ Resources for you to use at home



# WHAT IS PHONICS?



- ❖ Children are taught to read by breaking down words into separate sounds or 'phonemes'. They are then taught how to blend these sounds together to read and write the whole word.
- ❖ Phonics is taught for 30 minutes a day. In EYFS, we build from 10 minute lessons beginning in week 3 to the full length lesson of 30 minutes as we progress through the year.



# LITTLE WANDLE SCHEME



- ❖ Elvington has chosen *Little Wandle Letters and Sounds Revised* as our systematic, synthetic phonics (SSP) programme to teach early reading and spelling.





# READING AND WRITING




Phonics from the very beginning...



# TERMINOLOGY

## What is?

- ❖ Phoneme
- ❖ Digraph
- ❖ Trigraph
- ❖ Grapheme
- ❖ Split digraph
- ❖ Pure Sound - example 's'
- ❖ Blend
- ❖ Segment
- ❖ VC and CVC



# PHONIC PHASES- EYFS & YEAR 1

Phase 1 – environmental, instrumental, body percussion and rhyme

Phase 2 – phonemes plus words, including some digraphs

Phase 3 – digraphs and words

Phase 4 – recap phase 2 and 3 with additional  
words





Phase 5 - split digraphs and alternative sounds



# PHASE 2- EYFS

## Phase 2 Sound Mat

 s	 a	 t	 p	 i	 n	 m	 d
 g	 o	 c	 k	 ck	 e	 l	 u
 h	 b	 f	 l	 j	 v	 w	
 y	 z	 qu	 th	 sh	 ch	 ng	 nk


Grapheme and mnemonic	Picture card	Pronunciation phrase	Formation phrase
	 snake	Show your teeth and and let the s hiss out ssssss ssssss	Under the snake's chin, slide down and round its tail.
	 astronaut	Open your mouth wide and make the 'a' sound at the back of your mouth a a a	Around the astronaut's helmet, and down into space.





# PHASE 3- EYFS

## Phase 3 Sound Mat

 ai	 ee	 igh	 oa	 oo	 oo	 ar	 or
 ur	 ow	 oi	 ear	 air	 er		




# YEAR 1 - PHASE 4 & PHASE 5

Recapping Phase 4 and moving into Phase 5:

During Phase 5:

- ❖ Learn new graphemes
- ❖ Introduced to split diagraphs
- ❖ Alternative spellings










# PHASE 5- YEAR 1

❖ **Grow the Code**  
Phase 5- One  
New  
Grapheme is  
introduced  
each day.

Grow the code grapheme mat

Phase 2, 3 and 5

					yoo		
ai	ee	igh	oa	oo		oo	ar
ay	ea	ie	o	ue	ue	u*	a*
a	e	i	o-e	u-e	u	oul	al*
a-e	e-e	i-e	ou	ew	u-e		
eigh	ie	y	oe	ou	ew		
aigh	y		ow	ui			
ey	ey						
ea							

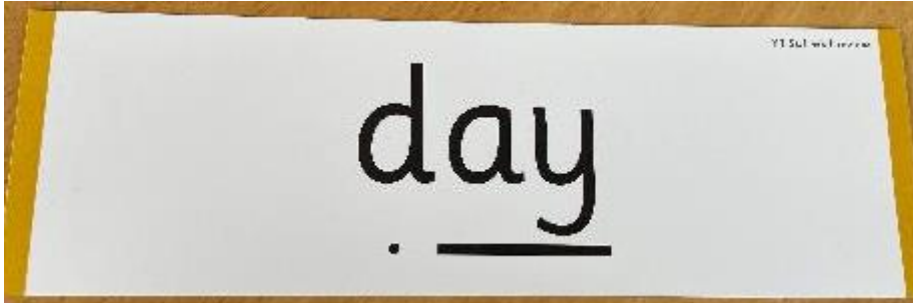




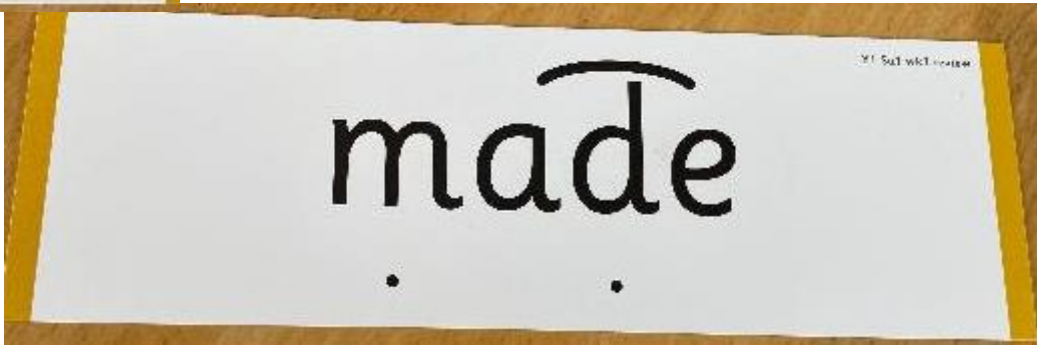
# SPLIT DIGRAPHS



What is a split digraph?



day



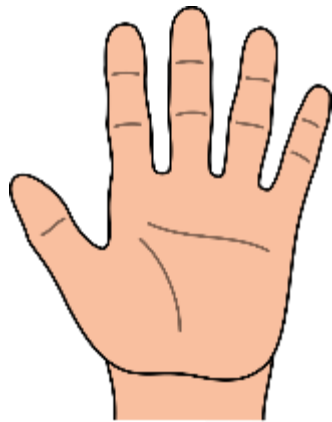
made








# SEGMENTING AND BLENDED

## Phoneme Hand



## Phoneme Frame



# TRICKY WORDS

Phase 2

was	you	they	my	by
all	are	sure	pure	

Phase 3

is	I	the	as	and
has	his	her	go	no
into	she	he	of	we
me	be	to		

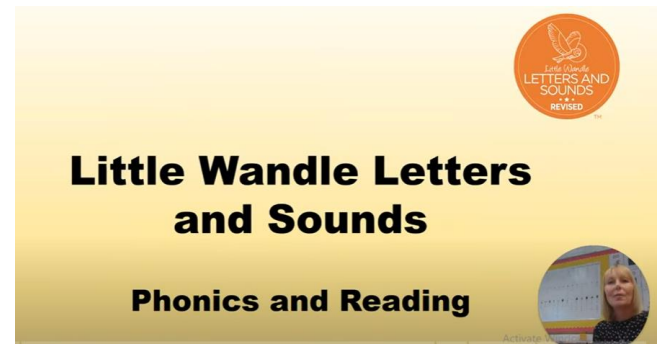
❖ Taught within each phase



# GUIDED READING



This will take place 3 times  
each week



Session 1: Decoding

Session 2: Prosody

Session 3: Comprehension



# LITTLE WANDLE BOOKS

1 Book read in school




2. Book sent home



3. Book returned



4. Email






# BUG CLUB BOOKS



- ❖ Linked to your child's phonic stage
- ❖ Year 1 sent home from Autumn term
- ❖ EYFS sent home from Spring term

Phase /colour/band
Foundation Level
Phase 2, set 1
Phase 2, set 2
Phase 2, set 3
Phase 2, set 4
Phase 2, set 5
Phase 3, set 1
Phase 3, set 2
Phase 4, set 1
Phase 4, set 2
Phase 5, set 1
Phase 5, set 2
Phase 5, set 3
Phase 5, set 4
Phase 5, set 5
Turquoise
Purple
Gold
White
Lime
Free Reader
Orange



# LIBRARY BOOK








# KS1 PHONICS CHECK

2016 national curriculum assessments  
**Key stage 1**

## Phonics screening check

Pupils' materials



Practice sheet: Real words	Practice sheet: Pseudo words
in	ot 
at	vap 
beg	osk 
sum	ect 






# WHY DO THE CHILDREN COMPLETE THE SCREENING?



- ❖ The aim of the check is to ensure that all children are able to read by the end of year two.
- ❖ This 'midpoint check' will ensure that we have a clear understanding of what the children need to learn in year 2 to ensure they do not fall behind.









# PHONICS SCREENING CHECK

- There will be two sections in this 40-word check and it will assess their phonics skills and knowledge.
- There will be 8 practice words at the start.
- Your child will read up to four words per page to their teacher. There will be 20 real words and 20 'alien words'

Practice sheet: Real words

in	
at	
beg	
sum	 fub
	 frof
	 shimp
	 sug



# WHO WILL COMPLETE THE CHECK?

- ❖ The children will complete the check one at a time in a quiet area of school.
- ❖ Miss Palmer will conduct all of the screening tests with the children.
- ❖ We will make it as low-key as possible - the children will not be informed it's a "test" - it only takes 5/10 minutes.



Shhhhhh!



# WHEN WILL THE SCREENING TAKE PLACE?



- ❖ The phonics screening will take place during June.
- ❖ If your child does not pass the phonics screening, they will be given extra Phonics support in school and re-checked in Year 2.



# WHAT CAN I DO TO HELP MY CHILD?



## Useful Websites to use at home:

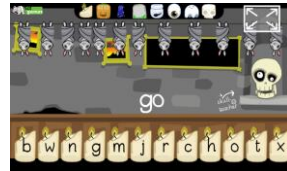
- <http://www.phonicsplay.co.uk> Parents page and access games and information to help you and your child.



- <https://www.bbc.co.uk/bitesize/topics/zcqqtfr>



- Spooky Spellings-  
<https://www.ictgames.com/mobilePage/spookySpellings/index.html>





# FAMILY PHONIC SESSIONS



We will be holding two Family Phonics Sessions during Autumn term 2 on the below dates. This will give you the opportunity to experience a phonics lesson with your child.

Wednesday 22<sup>nd</sup> November  
Thursday 23<sup>rd</sup> November



# QUESTIONS?

