

FAMILY PHONICS WORKSHOP

TUESDAY 15TH NOVEMBER



AIMS FOR THE SESSION

- ❖ Progression of phonics from Reception to Year 1
- ❖ Phonics screening assessment end of Year 1
- ❖ Resources for you to use at home



WHAT IS PHONICS?



- ❖ Children are taught to read by breaking down words into separate sounds or 'phonemes'. They are then taught how to blend these sounds together to read and write the whole word.
- ❖ Children have a 20 minute phonics lesson each day and they are encouraged to use these strategies to read and write in other lessons.
- We use a synthetic scheme called '**Letters and Sounds**' as our teaching resource.



Reading and Writing


Phonics from the very
beginning



Terminology

What is?

- ❖ VC and CVC
- ❖ Segmenting and blending
- ❖ Decoding and encoding
- ❖ Digraph
- ❖ Trigraph
- ❖ Split digraph
- ❖ Phoneme
- ❖ Grapheme
- ❖ Tricky bit parts (common exception word)



Letters and sounds

Phonic Phases- EYFS + Year 1

Phase 1 – environmental, instrumental, body percussion and rhyme

Phase 2 – phonemes plus words (refer to the next screen)














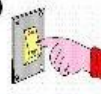



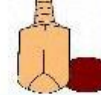





















Phase 3 – phonemes, digraphs and words

Phase 4 – recap phase 2 and 3 with additional
words

Phase 5 - split digraphs and alternative sounds and graphemes



EYFS Phonemes

s 	a 	t 	i 	p 	n 	ck 
e 	h 	r 	m 	d 	g 	o 
u 	l 	f 	b 	ai 	j 	oa 
ie 	ee or 	z 	w 	ng 	v 	u 
x 	oo oo 	ch 	sh 	th th 	qu 	ou 
oi 	ue 	er 	ar 	<i>the</i>		



Remember moving forward children need

Reading and Writing

- ❖ Pure sound
- ❖ High Frequency Words
- ❖ Tricky bit words
- ❖ Alternative digraph/ trigraph
- ❖ Reading and spelling of two syllable words
- ❖ Punctuation and letter joining (beginning)



What does the year goal look like?

Reading ELG

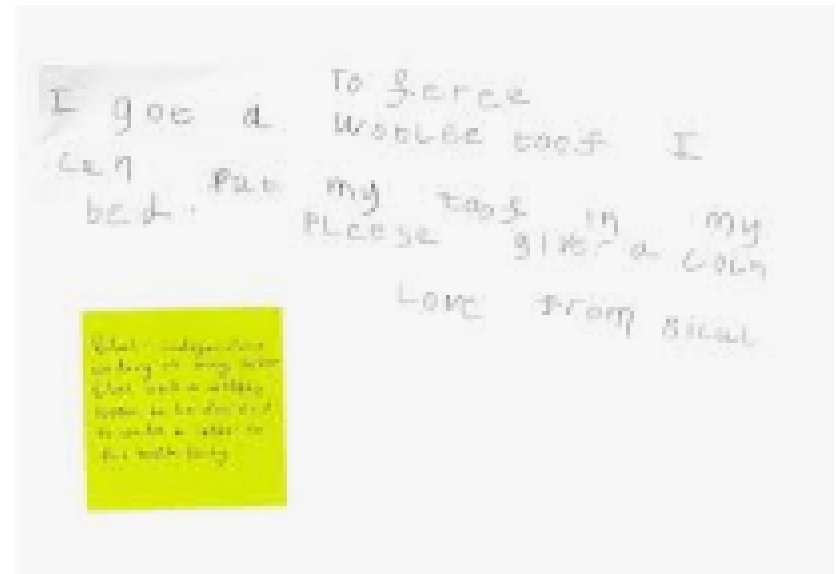
- Say a sound for each letter in the alphabet and at least 10 digraphs.
- Read words consistent with their phonic knowledge by sound-blending.
- Read aloud simple sentences and books that are consistent with their phonic knowledge, including some common exception words.

Writing ELG

- Write recognisable letters, most of which are correctly formed.
- Spell words by identifying sounds in them and representing the sounds with a letter or letters.
- Write simple phrases and sentences that can be read by others.



Applying phonics to writing






How is phonics taught in EYFS?

Phoneme Spots

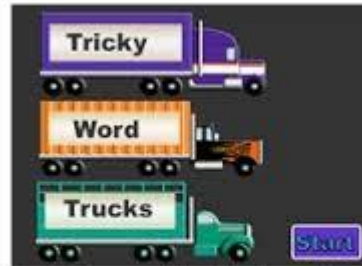
	● ● ●	3
		
		
		
		
		

Phoneme Frame



Supporting Materials

Jolly Phonics & Grammar



A tricky word (and other HFW) flashcards game.
Great for: Practising reading tricky words.



Phonics Bug




Year 1 Phonics- Phase 4 and Phase 5

Recapping Phase 4 and moving into Phase 5:

During Phase 5:






















- ❖ Learn new graphemes
- ❖ Introduced to split diagraphs
- ❖ Alternative pronunciations



Phase 5: New Graphemes

mat_ver_5.pdf%2A~hmac=f661441933aac8a5200

My Phase 5 Sound Mat

ay 	ou 	ie 	ea 	oy 	ir 	ue 	ue 
aw 	wh 	ph 	ew 	ew 	oe 	au 	ey 
a-e 	e-e* 	i-e 	o-e 	u-e 	u-e 		

twinkl VISIT [TWINKL.COM](https://www.twinkl.com)

*even

The children are introduced to 1 new grapheme everyday during Autumn term.



Phase 5- Split Digraphs

What is a split digraph?

tie

Joe

time



















joke



Phase 5

Alternative spellings of graphemes.

Vowel Sounds

ur odour bird pearl stern 	ai weight grey snake crayon  	or pour dinosaur saw walk haunted 	ear deer sphere 	e bread 	u could brother book double 	igh pie slide sky lion 
oa toe no throw bone  	i pyramid 	oo chew tube glue fruit flute  	air hare pear 	ow mouse 	ee even donkey happy beads thief 	ar calf  oi boy 



Phase 5

Word Families- alternative spellings.

The ee Family

see beads concrete piece lonely money



KS1 Phonics Check




2016 national curriculum assessments

Key stage 1

Phonics screening check

Pupils' materials



Practice sheet: Real words

in

at

beg

sum

Practice sheet: Pseudo words

ot

vap


osk

ect



WHY DO THE CHILDREN COMPLETE THE SCREENING?

- ❖ The aim of the check is to ensure that all children are able to read by the end of year two.
- ❖ This 'midpoint check' will ensure that we have a clear understanding of what the children need to learn in year 2 to ensure they do not fall behind.



WHAT IS IN THE PHONICS SCREENING CHECK?

- There will be two sections in this 40-word check and it will assess their phonics skills and knowledge.
- There will be 8 practice words at the start.
- Your child will read up to four words per page to their teacher. There will be 20 real words and 20 'alien words'

Practice sheet: Real words

in

at

beg

sum



fub



frop



shimp



sug



WHO WILL COMPLETE THE CHECK?

- ❖ The children will complete the check one at a time in a quiet area of school.
- ❖ Miss Palmer will conduct all of the screening tests with the children.
- ❖ We will make it as low-key as possible - the children will not be informed it's a "test" - it only takes 5/10 minutes.



Shhhhh!



WHEN WILL THE SCREENING TAKE PLACE?

- ❖ The phonics screening will take place during June.
- ❖ If your child does not pass the phonics screening, they will be given extra Phonics support in school and re-checked in Year 2.



HOW TO SAY THE SOUNDS

- This is a helpful video showing all 44 phonemes
<https://www.youtube.com/watch?v=UCI2mu7URBc>
- Phase 3 and 5 sound mats to take away



RESOURCES TO USE AT HOME

- ❖ Phonic Family Games (bedtime routines)
- ❖ Reading for 5 minutes a day
- ❖ Weekly phonics homework and spellings
- ❖ Online resources (next slide)



WHAT CAN I DO TO HELP MY CHILD?

Useful Websites to use at home:

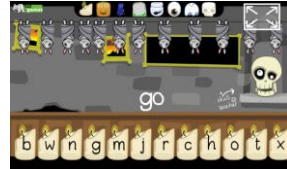
- <http://www.phonicsplay.co.uk> Parents page and access games and information to help you and your child.



- <https://www.bbc.co.uk/bitesize/topics/zcqqtfr>



- Spooky Spellings-
<https://www.ictgames.com/mobilePage/spookySpellings/index.html>



Family Phonics Sessions

We will be holding two Family Phonics Sessions in school next week to give you the opportunity to experience a phonics lesson with your child.

- ❖ Wednesday 23rd November
- ❖ Thursday 24th November

Please sign up to the one session you would like to attend to secure your place (one adult per child).



QUESTIONS?



Please feel free to take any extra resources from the tables, sign out a phonics game, sign up to a phonics session or ask us any questions.

Remember our door is always open!

