









Autumn 2 - Year 2- Homework Grid

Weekly Activities: Reading daily, phonics homework and spellings, number bonds or times table practise, one piece from the grid.

Record your homework grid piece in this book. Feel free to be creative! Use colours, IT or photographs to present your work.

<p><u>Online My Maths Activities</u> Your child's login for MyMaths can be found at the back of their planner. School login: Username: elvington Password: elvington I will set one activity this half term on My Maths.</p> <p style="text-align: center;"><u>Actvitiy 1- Set on 11.10.22</u></p>	<p style="text-align: center;"><u>Not to be completed until December:</u></p> <p style="text-align: center;"><u>Write a letter to Santa Claus...</u></p> <p>Write a leter in your book to Santa Claus and Miss Palmer will pass it onto him.</p> 	<p style="text-align: center;"><u>Who is special to me?</u></p> <p>This term, we will be talking about who is special to us and why. Draw a picture of who is special to you and write why.</p> <p>*Have a think of how you can thank them for being special?</p>  <p style="text-align: center;"><u>To be completed by 25.11.22</u></p>
<p><u>Design and Make your own Toy!</u> Create your own toy at home. It could be like a toy we have today or a completely new idea. Bring it into school once you have made it. We will share and look at all the toys together.</p> <p style="text-align: center;"><u>To be completed by 09.12.22</u></p>	<p style="text-align: center;"><u>Family Activity</u> <u>Toys, toys, toys!</u></p> <p>Discover toys from the past. Find out what toys your Mum, Dad and Grandparents played with when they were little. Have fun playing with their toys but be careful whilst playing.</p> 	<p style="text-align: center;"><u>Writing Instructions</u></p> <p>Last term, we looked at instructions and baked cheese scones. Using everything you learnt at school, bake a treat and write instructions. Miss Palmer could then magpie your recipe at home! Remember: *Ingredients list *Sentence starters *Clear steps with numbers</p> <p style="text-align: center;"><u>To be completed by 02.12.22</u></p> 
<p style="text-align: center;"><u>Build a den!</u></p> <p>Build a den outside and inside. Have fun playing inside your den. We would love to see photos of your dens!</p>  <p style="text-align: center;">(Taken from <i>50 things to do before you're 11$\frac{3}{4}$</i> National Trust).</p>	<p style="text-align: center;"><u>Dance your feet away!</u></p> <p>This term, we are focusing on dancing in PE. Practise your 2s, 5s and 10s by dancing along with the characters on BBC Supermovers. https://www.bbc.co.uk/teach/supermovers</p> 	<p style="text-align: center;"><u>Bonfire Night</u></p> <p>Celebrate Bonfire Night at home with your family. Draw or take pictures of the things you did and add sentences e.g. sparklers, eating hot dogs. We will be writing poems in class.</p> <p style="text-align: center;"><u>To be completed by 11.11.22</u></p> 