




Class 4 Homework Autumn Term (2nd half) Purple task = to be completed. White task = optional.

Weekly activities: Spelling activities, independent reading (each night recorded in planners), and practise multiplication tables in random order and at speed. Year Fives also have a weekly maths activity.

<p align="center"><u>Science link</u></p> <p>Produce a piece of art linked to the order of the planets (My Very Easy Method Just Speeds Up Naming Planets: Mercury Venus Earth Mars Jupiter Saturn Uranus Neptune <i>Pluto</i>) Please note that <i>Pluto</i> is now classed as a dwarf planet.</p>  <p align="center">(To be completed by Wednesday 24th November.)</p>	<p align="center"><u>Marvellous Maps geography topic link</u></p> <p>Explore your street using Google Maps Street View. What year were the photos taken in? Can you notice many changes between then and how your street is now? Or between two dates when photos were taken (You can view this by clicking the clock in the top left corner on street view.)</p>	<p align="center"><u>Planet Earth comprehension activity (linked to our science learning)</u></p>  <p>Choose level of difficulty - 1 star, 2 star or 3 star. (worksheet) (To be completed by Wednesday 10th November.)</p>
<p><u>50 things to do before you're 11 $\frac{3}{4}$ National Trust</u></p> <p><u>No. 23 Get up for the sunrise ></u></p> <p>There's something magical about sunrise. Try getting up early with the birds to see the beginning of a new day.</p>	<p align="center"><u>Marvellous maps geography topic link</u></p> <p>Work out the 4 figure grid references. If you want a challenge, try the 6 figure one at the bottom of the sheet too. (worksheet) (To be completed by Wednesday 8th December.)</p>	<p align="center"><u>Marvellous Maps geography topic link</u></p> <p>Design your very own dream island. You could include some of the things we've learnt this half term in geography such as map symbols and keys. (To be completed by Wednesday 15th December.)</p>
	<p align="center"><u>Family activity</u></p> <p>Use a map to follow a new walking route that you've not explored before (this could be a paper map or one you find by searching online).</p> 	<p align="center"><u>French</u></p> <p>Create a poster about things that you like, using some French vocabulary. J'adore (I love) C'est super (That's great) C'est magnifique (That's wonderful) C'est fantastique (That's fantastic)</p> 