

# Summer Test 6

## Questions, Answers and Topic Information

Read the following instructions or press 'play' ► and listen to the instructions being read from the CD-ROM.

Listen carefully to the instructions I am going to give you. When I have finished reading them, I will answer any questions. You will not be able to ask any questions once the test has begun.


I am going to ask you 10 questions. On your sheet there is an answer box for each question. Work out the answer to the question in your head and write the answer in the answer box. For some of the questions, there is information in the answer box to help you.

I will read each question twice. Listen carefully both times. You will then have time to work out an answer. If you cannot work out an answer, put a cross in the answer box. If you make a mistake, cross out the wrong answer and write the correct one next to it. There are some easy and some harder questions, so do not be put off if you cannot answer a question.

Now pause, or press 'pause' ■■ on your CD player or computer. Ask the children if they have any questions. Once you have answered all the questions, read out the following instructions. Alternatively, play the audio recording from the CD-ROM.

► **Now we are ready to start the test.**

**You have 10 seconds to work out each answer and write it down.**

	Answer	Topic
1 Look at your answer sheet. Circle the number fifty-two.	52	NPV
2 What is the sum of forty-seven and twenty-four?	71	AS
3 Look at your answer sheet. Circle the calculation you can solve if you know eight times five equals forty.	$40 \div 5$	MD
4 What are two quarters of eight?	4	F
5 Look at your answer sheet. Write the missing number in the circle.	69	NPV
6 Look at your answer sheet. Write a number that makes the number sentence correct.	any number less than 23	NPV
7 Lucy saves thirty-nine pounds and then gets four pounds more. What is the total amount of money she has?	£43 or £43.00	AS/M
8 Look at your answer sheet. Draw the hands on the clock so it says ten to seven.		M
9 Add seven, eight and six.	21	AS
10 What is fifty-four take away seven?	47	AS

**Now put down your pen or pencil. The test is finished.**

# Summer Test 6



Name: ..... Class: ..... Date: .....

<b>1</b>	502    52    5002    25    205
<b>2</b>	47    24
<b>3</b>	$40 \times 5$ $5 \div 8$ $8 \times 40$ $40 \div 5$ $8 \times 5 = 40$
<b>4</b>	8
<b>5</b>	<div style="display: flex; justify-content: space-around; align-items: center;"> <span>65</span> <span style="border: 1px solid black; border-radius: 50%; width: 20px; height: 20px; margin: 0 10px;"></span> <span>70</span> </div>
<b>6</b>	$23 > \underline{\quad}$
<b>7</b>	£39    £4
<b>8</b>	
<b>9</b>	7    8    6
<b>10</b>	54    7

Which questions did you get right? Colour them in.

<b>1</b> <small>NPV</small>	<b>2</b> <small>AS</small>	<b>3</b> <small>MD</small>	<b>4</b> <small>F</small>	<b>5</b> <small>NPV</small>	<b>6</b> <small>NPV</small>	<b>7</b> <small>AS/M</small>	<b>8</b> <small>M</small>	<b>9</b> <small>AS</small>	<b>10</b> <small>AS</small>
--------------------------------	-------------------------------	-------------------------------	------------------------------	--------------------------------	--------------------------------	---------------------------------	------------------------------	-------------------------------	--------------------------------

<b>Total marks</b>	<b>/10</b>
--------------------	------------

# Summer Test 7

## Questions, Answers and Topic Information

Read the following instructions or press 'play' ► and listen to the instructions being read from the CD-ROM.

Listen carefully to the instructions I am going to give you. When I have finished reading them, I will answer any questions. You will not be able to ask any questions once the test has begun.



I am going to ask you 10 questions. On your sheet there is an answer box for each question. Work out the answer to the question in your head and write the answer in the answer box. For some of the questions, there is information in the answer box to help you.

I will read each question twice. Listen carefully both times. You will then have time to work out an answer. If you cannot work out an answer, put a cross in the answer box. If you make a mistake, cross out the wrong answer and write the correct one next to it. There are some easy and some harder questions, so do not be put off if you cannot answer a question.

Now pause, or press 'pause' ■■ on your CD player or computer. Ask the children if they have any questions. Once you have answered all the questions, read out the following instructions. Alternatively, play the audio recording from the CD-ROM.


► Now we are ready to start the test.

You have 10 seconds to work out each answer and write it down.

	Answer	Topic
1 Write the number twenty-seven in words.	twenty-seven	NPV
2 What do you add to ninety-three to make one hundred?	7	AS
3 Look at your answer sheet. Circle the odd number.	67	NPV
4 Look at your answer sheet. Circle the coins that could be used to make twenty-seven pence.		M
5 Look at your answer sheet. What is the total of the tally?	16	S
6 Look at your answer sheet. Write the next number on the number line.	100	NPV
7 Look at your answer sheet. Tick the shape that is not a polygon.		PS
8 What is the total number of children in the class if there are twelve boys and fifteen girls?	27	AS
9 Fifty-six children go on a trip. Thirty of them go on the zip wire. How many do not go on the zip wire?	26	AS
10 Six sweets are shared equally between three children. How many sweets does each child get?	2	MD

Now put down your pen or pencil. The test is finished.

# Summer Test 7



Name: ..... Class: ..... Date: .....

<b>1</b>	
----------	--

<b>2</b>		<b>93</b>
----------	--	-----------

<b>3</b>	<b>46</b>	<b>64</b>	<b>67</b>	<b>76</b>
----------	-----------	-----------	-----------	-----------

<b>4</b>	
----------	--

<b>5</b>			
----------	--	--	--

<b>6</b>	<b>80</b>	<b>85</b>	<b>90</b>	<b>95</b>	
----------	-----------	-----------	-----------	-----------	--

<b>7</b>				
----------	--	--	--	--

<b>8</b>		<b>12</b>	<b>15</b>
----------	--	-----------	-----------

<b>9</b>		<b>56</b>	<b>30</b>
----------	--	-----------	-----------

<b>10</b>	
-----------	--

**Which questions did you get right? Colour them in.**

<b>1</b> <small>NPV</small>	<b>2</b> <small>AS</small>	<b>3</b> <small>HPV</small>	<b>4</b> <small>M</small>	<b>5</b> <small>S</small>	<b>6</b> <small>NPV</small>	<b>7</b> <small>PS</small>	<b>8</b> <small>AS</small>	<b>9</b> <small>AS</small>	<b>10</b> <small>MD</small>
--------------------------------	-------------------------------	--------------------------------	------------------------------	------------------------------	--------------------------------	-------------------------------	-------------------------------	-------------------------------	--------------------------------

<b>Total marks</b>	<b>/10</b>
--------------------	------------

# Summer Test 8

## Questions, Answers and Topic Information

Read the following instructions or press 'play' ► and listen to the instructions being read from the CD-ROM.

Listen carefully to the instructions I am going to give you. When I have finished reading them, I will answer any questions. You will not be able to ask any questions once the test has begun.


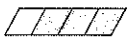

I am going to ask you 10 questions. On your sheet there is an answer box for each question. Work out the answer to the question in your head and write the answer in the answer box. For some of the questions, there is information in the answer box to help you.

I will read each question twice. Listen carefully both times. You will then have time to work out an answer. If you cannot work out an answer, put a cross in the answer box. If you make a mistake, cross out the wrong answer and write the correct one next to it. There are some easy and some harder questions, so do not be put off if you cannot answer a question.

Now pause, or press 'pause' ■■ on your CD player or computer. Ask the children if they have any questions. Once you have answered all the questions, read out the following instructions. Alternatively, play the audio recording from the CD-ROM.


► **Now we are ready to start the test.**

You have 10 seconds to work out each answer and write it down.

	Answer	Topic
1 Write the number thirty-eight in words.	thirty-eight	NPV
2 What are five tens?	50	MD
3 What do you add to eighty to make one hundred?	20	AS
4 What is the total of forty-five and twenty-three?	68	AS
5 Look at your answer sheet. Circle the picture that shows a three-quarter turn.		PD
6 Look at your answer sheet. Circle the sum you can answer if you know that sixty-four add twenty-six equals ninety.	90 - 26	AS
7 Look at your answer sheet. Write the next number in the pattern.	40	NPV
8 Look at your answer sheet. Complete the number sentence so it is correct.	any number less than 10 g	NPV
9 Look at your answer sheet. Tick the shape with three quarters shaded.		F
10 Look at your answer sheet. Tick the shape that is always found as a face on a prism.		PS

**Now put down your pen or pencil. The test is finished.**

# Summer Test 8



Name: ..... Class: ..... Date: .....

<b>1</b>	
----------	--

<b>2</b>		<b>5    10</b>
----------	--	----------------

<b>3</b>		<b>80</b>
----------	--	-----------

<b>4</b>		<b>45    23</b>
----------	--	-----------------

<b>5</b>	
----------	--

<b>6</b>	$90 - 26$ $90 + 26$ $90 + 64$ $64 - 26$	$64 + 26 = 90$
----------	---	----------------

<b>7</b>	<b>20    25    30    35    —</b>
----------	----------------------------------

<b>8</b>	<b><math>10\text{g} &gt; \text{—}</math></b>
----------	--

<b>9</b>	
----------	--

<b>10</b>	
-----------	--

**Which questions did you get right? Colour them in.**

<b>1</b> <small>NPV</small>	<b>2</b> <small>MD</small>	<b>3</b> <small>AS</small>	<b>4</b> <small>AS</small>	<b>5</b> <small>PD</small>	<b>6</b> <small>AS</small>	<b>7</b> <small>NPV</small>	<b>8</b> <small>NPV</small>	<b>9</b> <small>F</small>	<b>10</b> <small>PS</small>
--------------------------------	-------------------------------	-------------------------------	-------------------------------	-------------------------------	-------------------------------	--------------------------------	--------------------------------	------------------------------	--------------------------------

<b>Total marks</b>	<b>/10</b>
--------------------	------------