

Summer Test 6

Questions, Answers and Topic Information

Read the following instructions or press 'play' ► and listen to the instructions being read from the CD-ROM.

Listen carefully to the instructions I am going to give you. When I have finished reading them, I will answer any questions. You will not be able to ask any questions once the test has begun.





I am going to ask you 10 questions. On your sheet there is an answer box for each question. Work out the answer to the question in your head and write the answer in the answer box. For some of the questions, there is information in the answer box to help you.

I will read each question twice. Listen carefully both times. You will then have time to work out an answer. If you cannot work out an answer, put a cross in the answer box. If you make a mistake, cross out the wrong answer and write the correct one next to it. There are some easy and some harder questions, so do not be put off if you cannot answer a question.

Now pause, or press 'pause' ■■ on your CD player or computer. Ask the children if they have any questions. Once you have answered all the questions, read out the following instructions. Alternatively, play the audio recording from the CD-ROM.

► **Now we are ready to start the test.**

You have 10 seconds to work out each answer and write it down.

	Answer	Topic
1 Look at your answer sheet. Circle the number fifteen.	15	NPV
2 What is nine add one?	10	AS
3 What is one less than fifty-eight?	57	NPV
4 Look at your answer sheet. Circle the clock that says half past three.		M
5 Take two away from twenty-eight.	26	AS
6 What is thirty-six subtract two?	34	AS
7 Look at your answer sheet. What number is missing on the number line?	25	NPV
8 Look at your answer sheet. Cross out four of the candles.		AS
9 Look at your answer sheet. Tick the triangle that is cut in half.		F
10 Look at your answer sheet. Draw a box under the table.		PD

Now put down your pen or pencil. The test is finished.

Summer Test 6



Name: Class: Date:

1	12 15 17 19
----------	----------------------------

2		9 1
----------	--	----------

3		58
----------	--	----

4	
----------	--

5		28 2
----------	--	-----------

6		36 2
----------	--	-----------

7	23 24 <u> </u> 26 27
----------	---------------------------------------

8	
----------	--

9	
----------	--

10	
-----------	--

Which questions did you get right? Colour them in.

1 <small>NPV</small>	2 <small>AS</small>	3 <small>NPV</small>	4 <small>M</small>	5 <small>AS</small>	6 <small>AS</small>	7 <small>NPV</small>	8 <small>AS</small>	9 <small>F</small>	10 <small>PD</small>
--------------------------------	-------------------------------	--------------------------------	------------------------------	-------------------------------	-------------------------------	--------------------------------	-------------------------------	------------------------------	--------------------------------

Total marks	/10
--------------------	------------

Summer Test 7

Questions, Answers and Topic Information

Read the following instructions or press 'play' ► and listen to the instructions being read from the CD-ROM.

Listen carefully to the instructions I am going to give you. When I have finished reading them, I will answer any questions. You will not be able to ask any questions once the test has begun.



I am going to ask you 10 questions. On your sheet there is an answer box for each question. Work out the answer to the question in your head and write the answer in the answer box. For some of the questions, there is information in the answer box to help you.

I will read each question twice. Listen carefully both times. You will then have time to work out an answer. If you cannot work out an answer, put a cross in the answer box. If you make a mistake, cross out the wrong answer and write the correct one next to it. There are some easy and some harder questions, so do not be put off if you cannot answer a question.

Now pause, or press 'pause' ■■ on your CD player or computer. Ask the children if they have any questions. Once you have answered all the questions, read out the following instructions. Alternatively, play the audio recording from the CD-ROM.


► **Now we are ready to start the test.**

You have 10 seconds to work out each answer and write it down.

	Answer	Topic
1 Look at your answer sheet. How many stars are there?	10	NPV
2 Look at your answer sheet. It says early and late. Zara arrives at school before the teachers. Is she early or late? Circle the correct answer.	early	M
3 Add zero to forty-five.	45	AS
4 Look at your answer sheet. Draw five more crosses.	X X X X X X X	AS
5 Look at your answer sheet. Tick the shape that is cut into quarters.		F
6 Add three and seven.	10	AS
7 Look at your answer sheet. Circle the boat after a half turn.		PD
8 Using digits and signs, write twenty take away eight equals twelve.	$20 - 8 = 12$	AS
9 Look at your answer sheet. Circle the odd number.	45	NPV
10 Double ten.	20	MD

Now put down your pen or pencil. The test is finished.

Summer Test 7



Name: Class: Date:

1		
----------	--	--

2	early	late
----------	-------	------

3		45 0
----------	--	---------

4	X X
----------	--------

5	
----------	--

6		3 7
----------	--	--------

7		
----------	--	--

8	
----------	--

9	28 45 54 18
----------	----------------------

10		10
-----------	--	----

Which questions did you get right? Colour them in.

1 <small>NPV</small>	2 <small>M</small>	3 <small>AS</small>	4 <small>AS</small>	5 <small>F</small>	6 <small>AS</small>	7 <small>PD</small>	8 <small>AS</small>	9 <small>NPV</small>	10 <small>MD</small>
--------------------------------	------------------------------	-------------------------------	-------------------------------	------------------------------	-------------------------------	-------------------------------	-------------------------------	--------------------------------	--------------------------------

Total marks	/10
--------------------	------------

Summer Test 8

Questions, Answers and Topic Information

Read the following instructions or press 'play' ► and listen to the instructions being read from the CD-ROM.

Listen carefully to the instructions I am going to give you. When I have finished reading them, I will answer any questions. You will not be able to ask any questions once the test has begun.





I am going to ask you 10 questions. On your sheet there is an answer box for each question. Work out the answer to the question in your head and write the answer in the answer box. For some of the questions, there is information in the answer box to help you.

I will read each question twice. Listen carefully both times. You will then have time to work out an answer. If you cannot work out an answer, put a cross in the answer box. If you make a mistake, cross out the wrong answer and write the correct one next to it. There are some easy and some harder questions, so do not be put off if you cannot answer a question.

Now pause, or press 'pause' ■■ on your CD player or computer. Ask the children if they have any questions. Once you have answered all the questions, read out the following instructions. Alternatively, play the audio recording from the CD-ROM.


► **Now we are ready to start the test.**

You have 10 seconds to work out each answer and write it down.

	Answer	Topic
1 What is six add one?	7	AS
2 Look at your answer sheet. Using digits, write the number that is the same as the word.	19	NPV
3 Look at your answer sheet. Cross out five of the ice-creams.		AS
4 What is three less than twenty?	17	AS
5 Look at your answer sheet. Circle the mouse after a three-quarter turn.		PD
6 Look at your answer sheet. Draw the next shape in the pattern.		PD
7 Write the sign that means take away.	-	AS
8 What is one more than thirty-two?	33	NPV
9 What is twenty-nine take away eight?	21	AS
10 Look at your answer sheet. Draw hands on the clock so that it says ten o'clock.		M

Now put down your pen or pencil. The test is finished.

Summer Test 8



Name: Class: Date:

1		6 1
----------	--	------------

2		nineteen
----------	--	-----------------

3	
----------	--

4		20 3
----------	--	-------------

5			
----------	--	--	--

6					
----------	--	--	--	--	--

7	
----------	--

8		32
----------	--	-----------

9		29 8
----------	--	-------------

10	
-----------	--

Which questions did you get right? Colour them in.

1 <small>AS</small>	2 <small>NPV</small>	3 <small>AS</small>	4 <small>AS</small>	5 <small>PD</small>	6 <small>PD</small>	7 <small>AS</small>	8 <small>NPV</small>	9 <small>AS</small>	10 <small>M</small>
-------------------------------	--------------------------------	-------------------------------	-------------------------------	-------------------------------	-------------------------------	-------------------------------	--------------------------------	-------------------------------	-------------------------------

Total marks	/10
--------------------	------------