




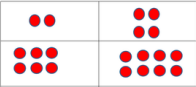





## Summer 2- Wk2 Year 1 Home Learning Tasks

**10 minutes daily-** Maths: 10 times tables or 5 for a challenge. (3 Rockstar sheets attached.) See how many questions you can answer within 3 minutes. Once you complete the activities, share them on our twitter page @Class2elves

<p><b><u>Symmetry Hunting/ Artwork</u></b></p> <p>1-Go on a hunt indoors or outside! Can you find things that are the same on both sides? Draw or photograph any symmetry you find.</p> <p>2-After you could paint a butterfly or a leaf, paint one side then fold over to print and reveal a masterpiece!</p>  	<p><b><u>Making Playdoh for a Dough Disco</u></b></p> <p>Watch the following video to find out how to make playdoh:  <a href="https://www.youtube.com/watch?v=oAIAm6BF0fs">https://www.youtube.com/watch?v=oAIAm6BF0fs</a></p> <p>You will need: *flour, *salt *water *food colouring/glitter if possible.</p> <p>Once you have made your playdoh, play your favourite song and have a dough disco! This will really help strengthen your fingers.</p> 	<p><b><u>Instructional Writing</u></b></p> <p>Write instructions either explaining how to make playdoh or something else exciting you have made.</p> <p>Step 1: Plan your instructions and add actions.          Step 2/3: Write your instructions. Don't forget to add a title, a question to start and numbers for each step.</p> <p><b>Challenge-</b> Can you add a sentence starter to each step? E.g. Firstly, after that.</p> <p>If you would like to, you can write this on Purple Mash and send it to me afterwards.</p> 
<p> <b><u>Super Spellings - 10 Spellings Homophones (New spelling list)</u></b></p> <p>1. Watch the following video on BBC Bitesize and complete the mini games:  <a href="https://www.bbc.co.uk/bitesize/topics/zqhp2p">https://www.bbc.co.uk/bitesize/topics/zqhp2p</a></p> <p>2. Design a poster to help you remember the homophones.</p> <p><b>Challenge-</b> Can you use each homophone in a sentence? You should have 8 sentences.</p>	<p><b><u>Multiplication Arrays</u></b></p> <p>1-Create a tune on Purple Mash to learn a times table of your choice.          2-Complete the <b>attached array sheet</b>. Write all four number sentences and the repeated addition to go with the arrays.          3- Create some of your own arrays.</p> <p><b>Challenge-</b> Complete the problem solving array tasks.</p> 	<p><b><u>SPAG Splat!</u></b></p> <p>Watch Miss Palmer's SPAG Splat video to remind yourself how to play the game. Have a try playing at home! <b>We will be focusing on:</b></p> <ul style="list-style-type: none"> <li>• Adjectives- a describing word.</li> <li>• Nouns- a person, a place or a thing. </li> <li>• Verbs- an action.</li> <li>• Adverbs- describes a verb.</li> </ul> <p><b>Challenge-</b> Include conjunctions, proper nouns and sentence starters.</p>
<p><b><u>Keeping our Hands Clean!</u></b></p> <p>Find out about why we need to keep our hands really clean. Try the pepper experiment at home. Design a poster encouraging people to wash their hands.</p> 	<p> <b><u>Science Material Hunt</u></b></p> <p>Look for the <b>attached material hunt sheet</b>. Find things indoors made from the listed materials. <b>Challenge-</b> Can you find out some properties of the materials?</p>	<p><b><u>Nature Bugs</u></b></p> <p>Using natural resources, like we did with our portraits create a bug! You could use stones, sticks or leaves. Spiders, butterflies, bees - the choice is yours! What will you create?</p> 