









Summer 2- Wk1 Year 2 Home Learning Tasks

10 minutes daily- Maths: Doubling and halving numbers to 20. Literacy: Spelling Year 2 Common Exception Words.

Once you complete the activities, tick them off the list and share them with us on our twitter page @Class2elves

<p><u>Books, books, books!</u></p> <p>Using either the Oxford Reading Tree or books from home..</p> <ol style="list-style-type: none"> 1. Read at least 3 different books over the week. 2. Choose your favourite book and create your own reading comprehension task like the tasks you have been set. It must include at least 5 questions. 	<p><u>Picasso Portrait</u></p> <p>1-Use the internet with an adult to find out at least 5 facts about the famous artist Pablo Picasso.</p> <p>2-Create a portrait of yourself using Picasso's Cubism style. Try to create your portrait in steps. E.g. Outline of a face, split into shapes, add colour, draw over the lines.</p> 	<p><u>Recount of a day in the holidays!</u></p> <p>Choose your favourite day of the holidays. Write a recount about the exciting things you did.</p> <p>Day 1- Plan your recount. Split it into two paragraphs the morning and afternoon.</p> <p>Day 2- Write a paragraph about the morning.</p> <p>Day 3- Write a paragraph about the afternoon.</p> <p>Remember to use expanded noun phrases including exciting vocabulary and conjunctions.</p> 
 <p><u>Super Spellings - 10 Spellings</u></p> <p>Adding suffix "ment and ness".</p> <ol style="list-style-type: none"> 1. The spellings this week are tricky. Practise writing them with a different colour for each letter, swirly writing, bubble writing or outside with chalks. 2. Practise using the words within sentences. <p>Challenge- Can you find some more words that have the suffix ment or ness?</p>	<p><u>Creating Bar Charts</u></p> <p>Watch Miss Palmer's Maths lesson video and join in. You will need:</p> <p>*a ruler *chalks or pencil and paper</p> <p>*your feet for jumping</p> <p>After this challenge, draw two more bar charts using the attached data sheet.</p> <p>Challenge- Complete the statistic problems.</p> 	<p><u>SPAG Mats</u></p> <p>Let's see what you can remember from your SPAG lessons (spelling, punctuation and grammar).</p> <p>Complete the three attached SPAG mats. If you would like a medium challenge complete pages 1-3 (**). If you would like a harder challenge, complete pages 4-6 (***).</p> <p>Challenge- Create your own SPAG mat for a friend to complete.</p> 
<p><u>E-Safety Poster</u></p> <p>Find out about how to stay safe online. You could watch the Hector's World videos on Youtube. Design a poster including 2-3 rules on how to stay safe while using the internet.</p> 	<p><u>Online Maths</u></p> <ol style="list-style-type: none"> 1. Compete in the Year 2 Battle of the Bands vs Year 3 on Rockstars. 2. Log in to purple mash and you will find two maths tasks under: "2 Race Maths". 	<p><u>Keeping Fit- BBC Supermovers</u></p> <p>https://www.bbc.co.uk/teach/supermovers/ks1-collection/zbr4scw</p> <p>Go on the Supermovers website and visit the English and Maths collection. Watch and join in with the actions to at least 5 different videos.</p> 