








## Class 1 Summer Term Home Learning Tasks Week 2

Weekly activities: Numberbots, phonic sound cards, tricky bit words and to look at and enjoy a range of books with family members...

In addition, please could children complete the following tasks. Please try to complete six tasks but if you would like to do them all, feel free to do so. Don't forget to take a photo and put it onto Tapestry or on our class twitter page. [@Class1Elves1](#)

Don't forget to keep a look out for my story telling videos on Tapestry.

<p><b>Number: Number 12</b> You Tube – watch Numberblocks – Meet Number Twelve!</p> <p style="text-align: center; color: orange;">Make your favourite mud pie!</p> <p style="text-align: center; color: orange;">First collect 12 ingredients. Before adding your ingredients use chalk to write the numbers 1 -12 as you list the yummy additions.</p> 	<p><b>The World:</b> Find a white flower in your garden. If you haven't got a flower you could use celery or something similar. What happens if you place the flower in coloured water? Why does the flower change colour?</p> 	<p><b>Phonics: Phase 4 tricky words trucks</b> <b>PhonicsPlay</b> - Select Phase 4 and complete both the HFW and tricky word trucks.</p> 
<p><b>Number: Problem Solving</b> Share 12 of your favourite colouring pencils between you and a member of your family. How many do you have each? Now take 2 away from your group and find the answer. Did you find 4? What shape can you draw with your pencils that has 4 sides?</p> 	<p><b>Exploring Media and Material/Being Imaginative:</b> Today we are going to find out how to make a DIY rainbow sandwich! <a href="https://www.youtube.com/watch?v=1Mvt1zkgAaM">https://www.youtube.com/watch?v=1Mvt1zkgAaM</a> Use your imagination how could you make a rainbow sandwich in a different way?</p> 	<p><b>Writing: Story</b> Listen to your favourite traditional story and write the beginning of the story. Don't forget to use story language.</p>  <p><b>Challenge:</b> Include the word <b>'said.'</b></p>
<p><b>SSM: Shapes</b> Turn yourself into a shape detective and help wash your Mummy or Daddy's car. What shapes can you see? Are they 2D or 3D?</p> 	<p><b>Health and Self-Care: Dressing</b> Find your favourite outfit to wear that has either buttons, a zip or both! Get dressed yourself and fasten your buttons or zip.</p> 	<p><b>Reading: Sentences</b> Register for free and take a look at the Oxford Owl eBook library. Select the Phase 3 book <b>Stuck in the Mud</b>. I would love to hear you reading on tapestry.</p> 